

INFOGRAPHICS



INFOGRAPHICS: INEQUALITY IN NUMBERS

Natália Araújo

Illustration • Catarina Bessell

Design • Daniel Lopes



ACCESS TO JUSTICE

Laws considered to be essential for women's legal security



Laws against domestic violence



There is no data for Palestine, Democratic People's Republic of Korea, Iran and Somalia.

Laws against sexual harassment



There is no data for Qatar, United Arab Emirates, Saudi Arabia, Iran, Libya, Myanmar, Eritrea, Democratic People's Republic of Korea, Swaziland, Ethiopia, Congo, Sudan, Somalia, Palestine, Monaco, Nauru, Palau, Tonga, Sao Tome and Principe and Grenada.

Right to legal abortion for economic or social reasons



There is no data for Hong Kong and Palestine.

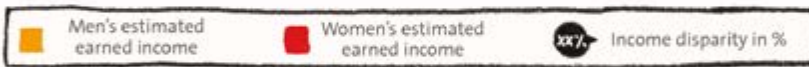
Source: Progress of the world women 2011-2012 - women's legal rights around the world
https://docs.google.com/spreadsheets/d/1Lcx2005uHZkkGtmgxDA-8TLczTjkkYzDbuCWxRovMlw/edit?hl=en_US#gjid=0



WAGE GAP

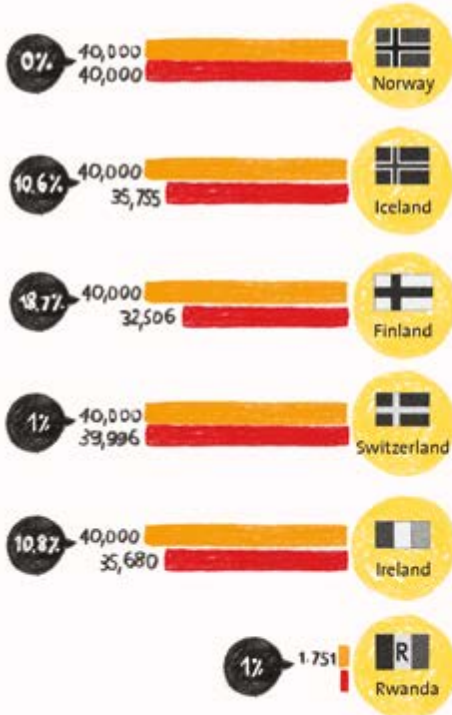
Inequality in the best and worst countries to be a woman*

Income in US dollars (2011), values of the annual averages



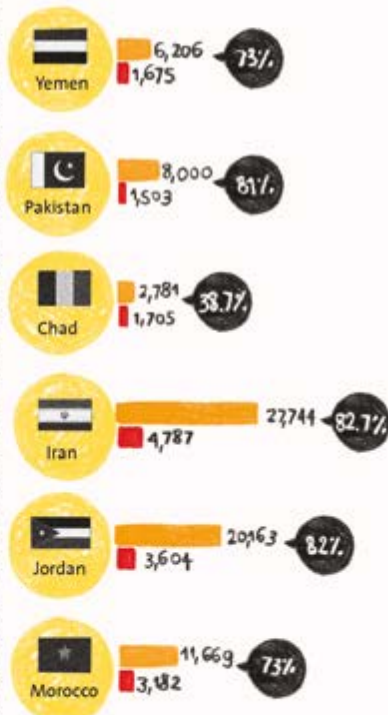
MOST equal countries

In terms of gender and their indices (research involving 145 countries)



LEAST equal countries

In terms of gender and their indices (research involving 145 countries)

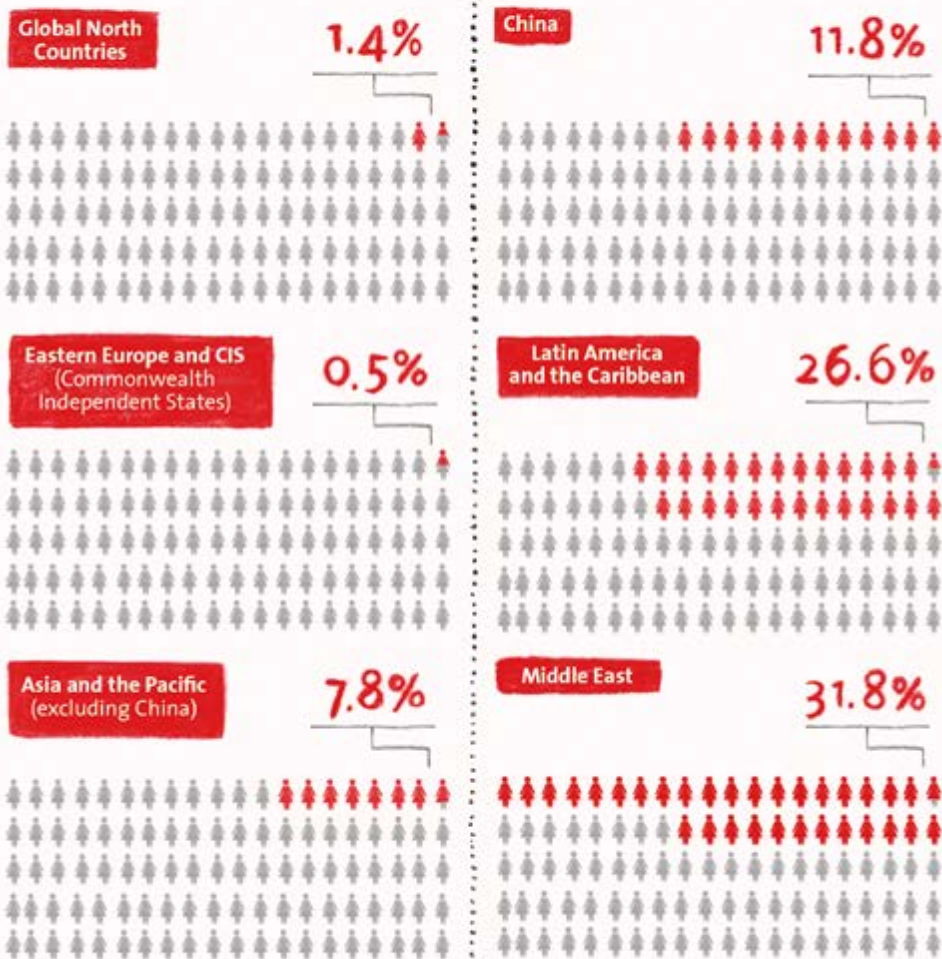


Source: World Economic Forum - report 2015
<http://reports.weforum.org/global-gender-gap-report-2015/economies/>
 *According to the World Economic Forum's 2015 rankings.



FEMALE PAID DOMESTIC WORK

Percentage of women working in domestic labour out of the total that are economically active

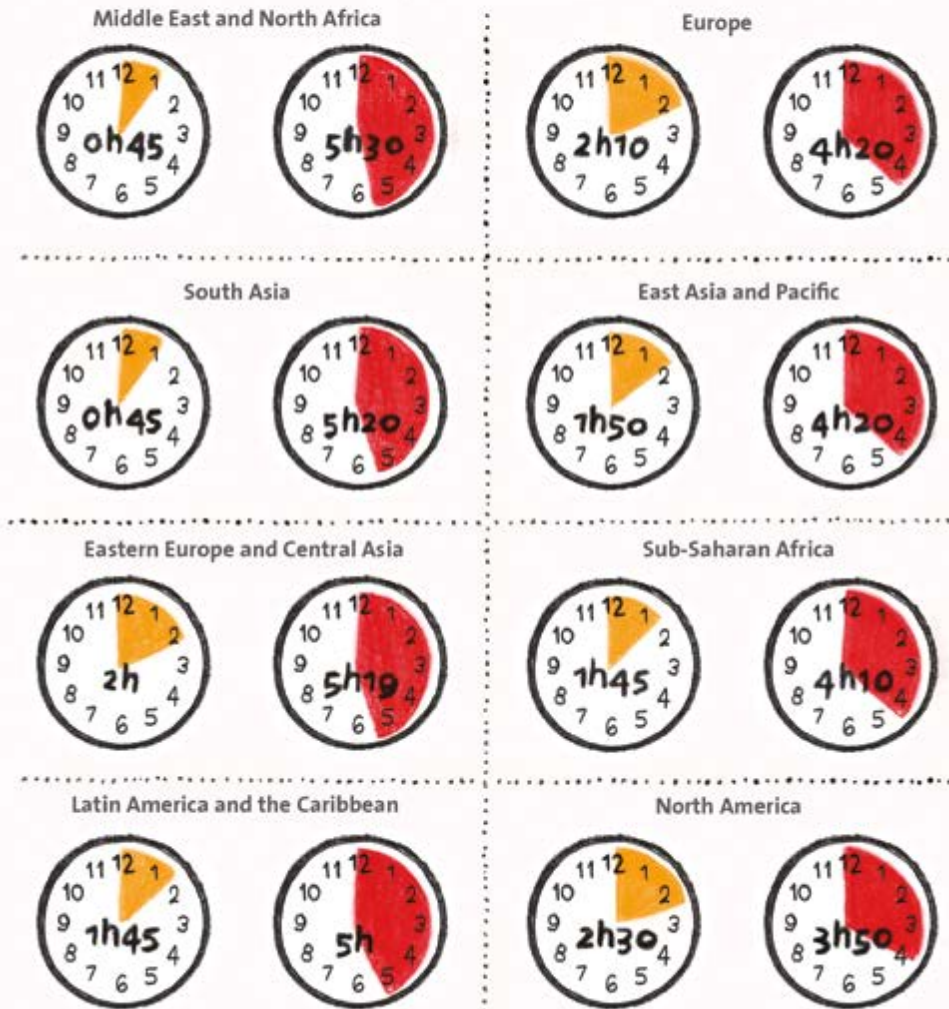


Source: International Labor Office Report - Domestic Workers Across the World: global and regional statistics and the extent of legal protection, page 20.
http://www.ilo.org/wcmsp5/groups/public/---dgreports/---dcomm/---publ/documents/publication/wcms_173363.pdf



UNPAID CARE WORK

Amount of hours spent per day, by men and women, on unpaid care work, by region

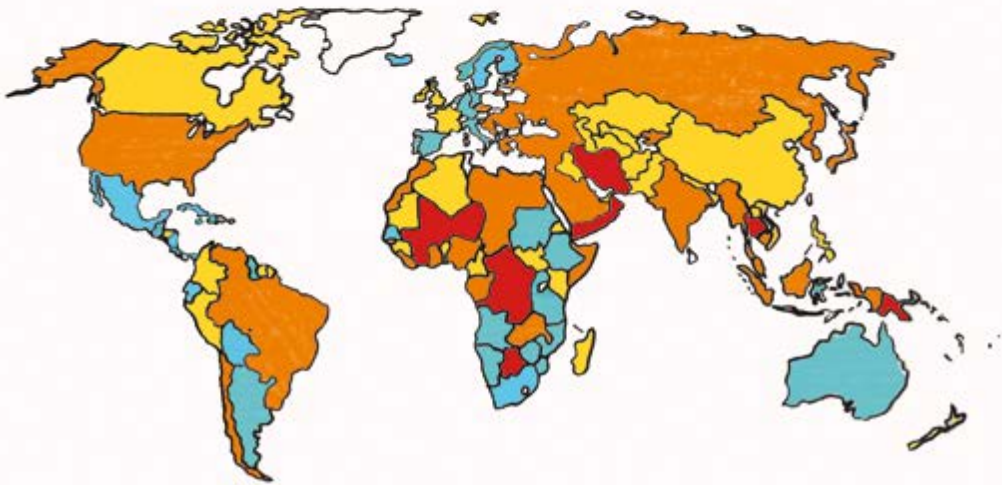


Source: Unpaid Care Work: The missing link in the analysis of gender gaps in labour outcomes, page 3
https://www.oecd.org/dev/development-gender/Unpaid_care_work.pdf



POLITICAL REPRESENTATION IN PARLIAMENT

% of female participation



- Equal to or greater than 40%
- 30% to 39%
- 20% to 29%
- 10% to 19%
- Below 10%

Note: Haiti, Micronesia, Qatar, Tonga and Vanuatu have 0% of female participation in parliament

Source: Women in Parliament Union
<http://www.ipu.org/wmn-e/classif.htm>

**NATÁLIA ARAÚJO** – *Brazil*

Natália Araújo holds bachelor's degree in International Relations from the University of São Paulo (USP), and is currently pursuing her master's in International Relations, also at USP for which she is researching transnational social movements. She is part of the university collective *Educar para o Mundo* (Education for the world), which works with popular education in human rights for immigrants and refugees in São Paulo. She was a volunteer at Conectas in 2014 and 2015.

email: natalia.lima.araujo@gmail.com



"This journal is published under the Creative Commons Attribution-NonCommercial-NoDerivatives 4.0 International License"